



Description

Package Marking and Ordering Information

Device Marking	Device	OUTLINE	Device Package	Reel Size	Reel (PCS)	Per Carto
----------------	--------	---------	----------------	-----------	------------	-----------





P-Channel Electrical Characteristics

Symbol	Parameter	Test Condition	Min.	Typ.	Max.	Units
Off Characteristic						

On Characteristics

Typical Performance Characteristics-N

Figure 1:




Figure 2:




Figure 3:

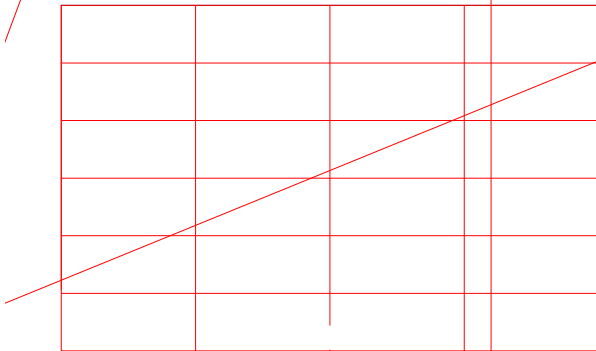


Figure 4




Figure 5:





Figure 7:



Figure 8:





Figure 9:

)





Typical Performance Characteristics-P



Figure 7:




Figure 8:




Figure 9:

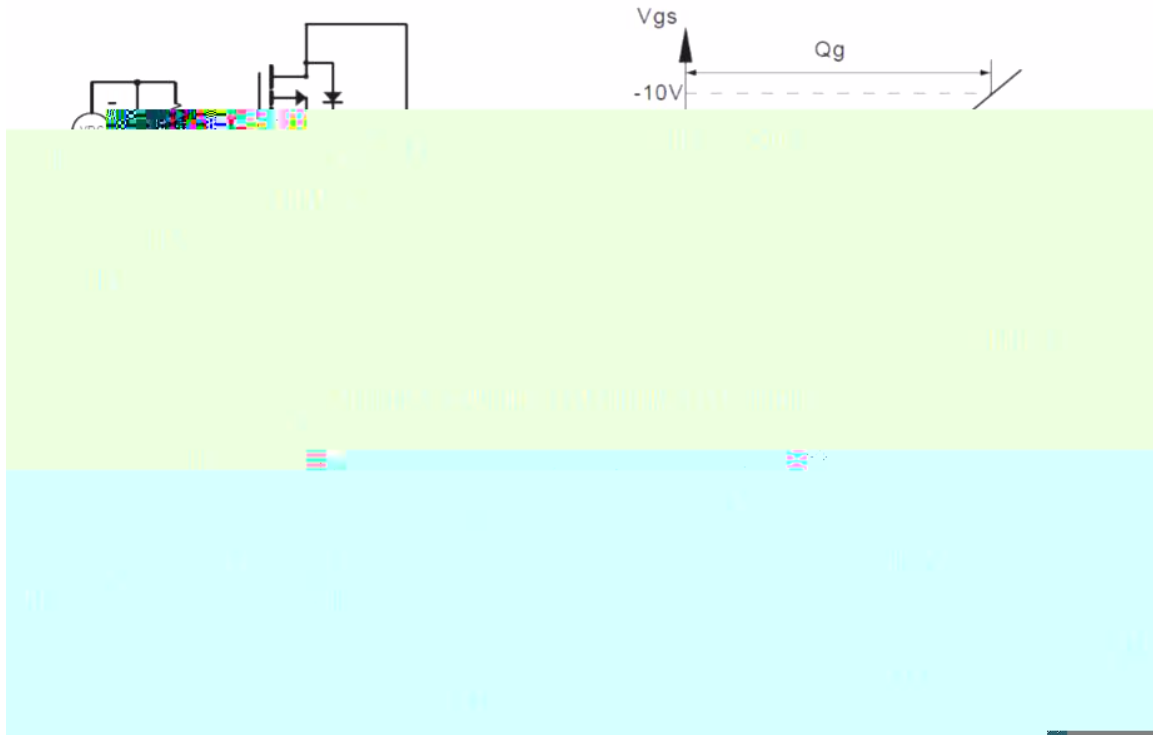


Figure 10:

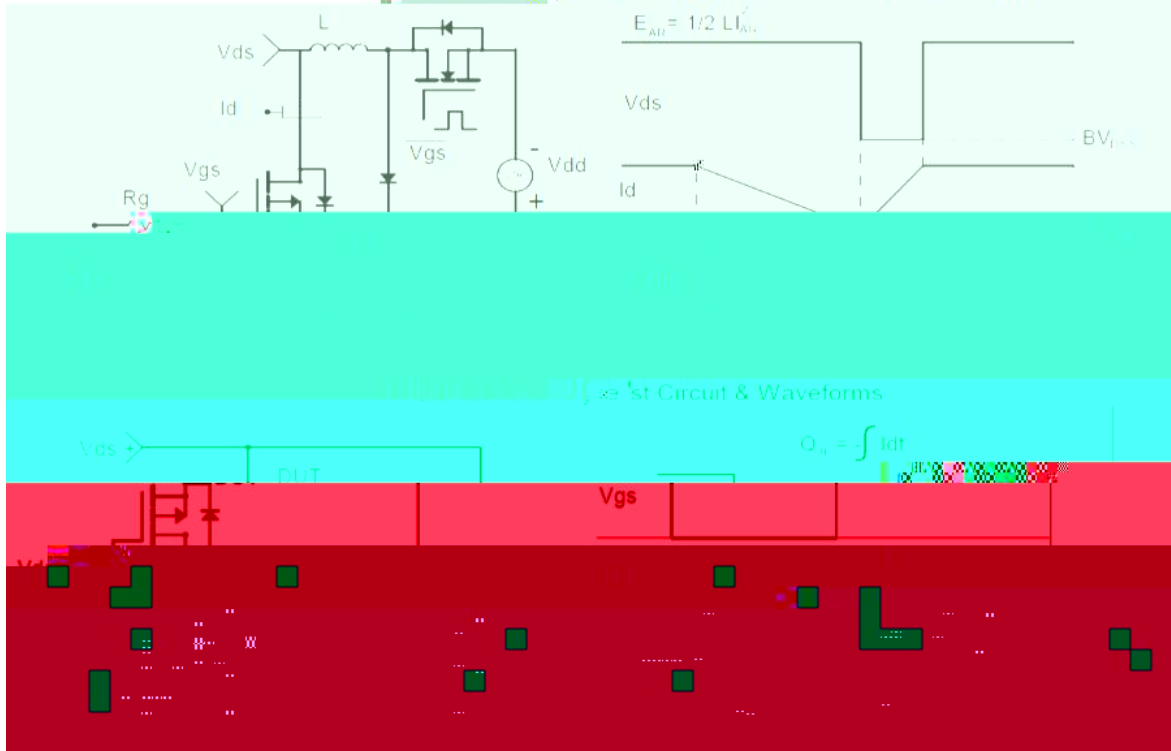
)

Test Circuit-P

Gate Charge Test Circuit & Waveform

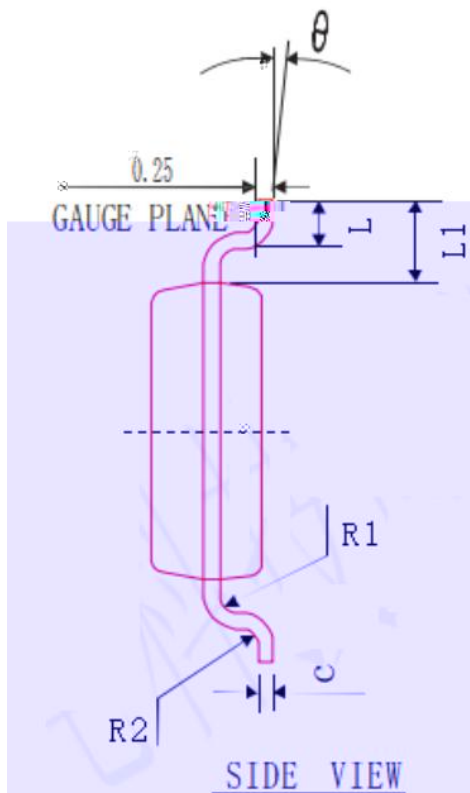
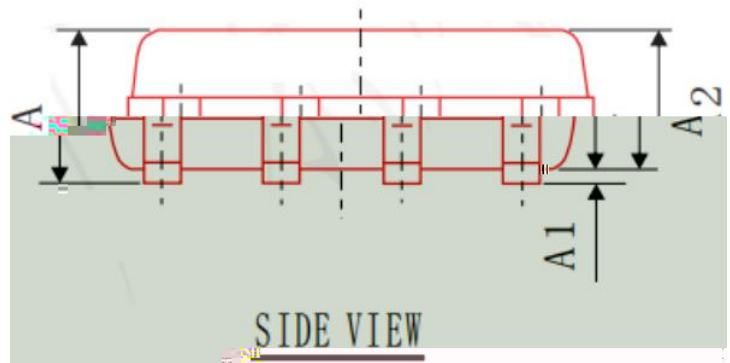
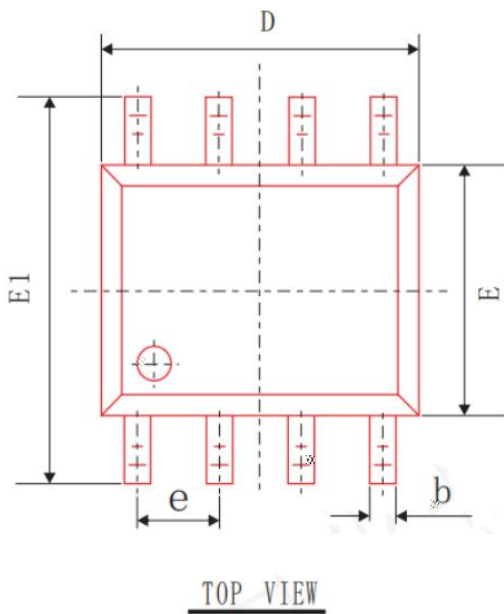


Unclamped Inductive Switching (UIS) Test Circuit & Waveforms





Package Mechanical Data-SOP-8



SYMBOL	MIN	NOM	MAX
A	1.40	1.60	1.80
A1	0.05	0.15	0.25
A2	1.35	1.45	1.55
b	0.30	0.40	0.50
C	0.153	0.203	0.253
D	4.80	4.90	5.00
E	3.80	3.90	4.00
E1	5.80	6.00	6.20
L	0.45	0.70	1.00
θ	2°	4°	6°
L1	1.04 REF		
e	1.27 BSC		
R1	0.07 TYP		
R2	0.07 TYP		

